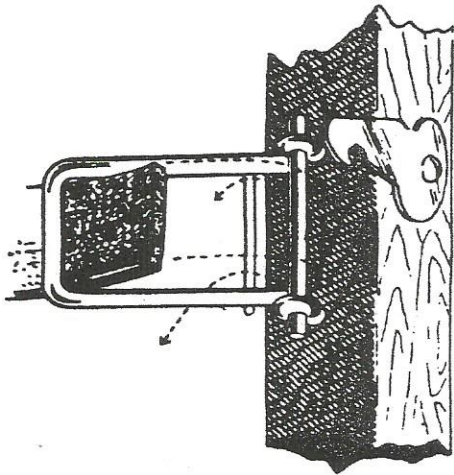


# DUAL TRUCKS WEB LOCK AND TIGHTENER -- THREADING DIRECTIONS




FOLLOW DIRECTIONS CLOSELY  
UNTIL FAMILIAR WITH THREADING

---

**FIGURE 1**

Hold locking device in EXTREME  
OUTWARD position.

---

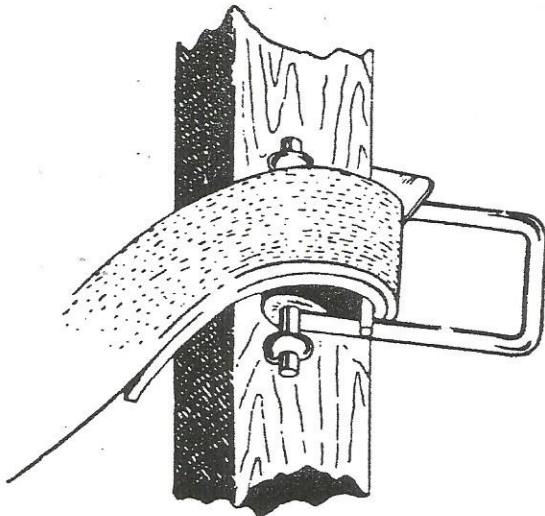


---

**FIGURE 2**

Strap is threaded through large  
opening around hinge post. Pull end  
through until in approximate  
adjustment.

---



---

**FIGURE 3**

Swing locking device to locking  
position. Note: End of strap is inside  
of tightened strap if correctly threaded.

---

## CAUTION

Do not raise load until straps are tightened.

FOR LONGER LIFE OF TRUCKS  
KEEP NUTS & BOLTS TIGHTENED

**JANSEN**  
PAUL L. JANSEN & SON

1550 Harrison Street \* Oshkosh, WI 54901-3008 \* 1-920-231-5433 \* 1-800-BENCHES  
1-800-236-2437 \* FAX 1-920-231-5450 \* WEBSITE [pljansen.com](http://pljansen.com) \* EMAIL [pljansen@aol.com](mailto:pljansen@aol.com)