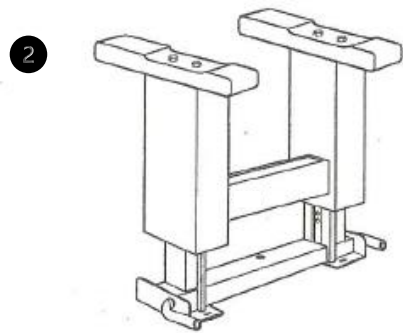
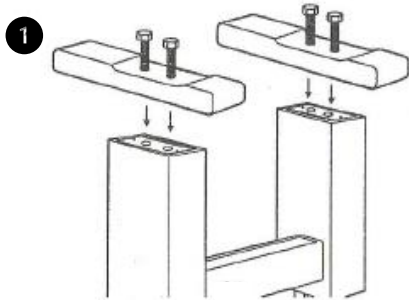


J880 Piano Bench Assembly Instructions

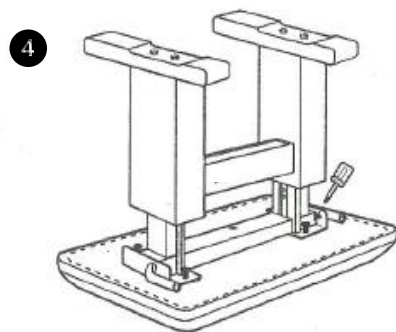
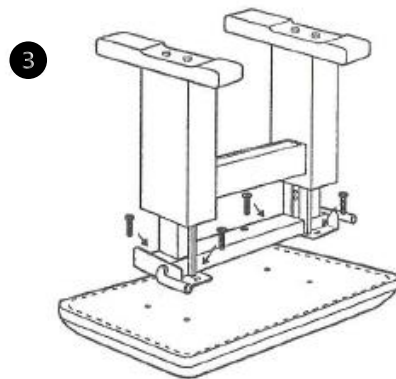
Before first use:

- Cut tie straps securing base of bench
- Set bench upright
- Hold base of bench with your feet
- Retract both adjusting levers and pull bench all the way up
- While still retracting both adjusting levers, push bench top all the way down
- Bench is ready to use



**Bolt both bench feet
to bottom of bench legs**

Tighten bolts securely



**Bolt bench frame to
bottom of bench top as shown**

**Tighten bolts securely
DO NOT overtighten these bolts**